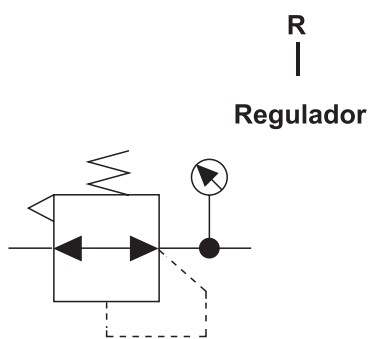



**Regulador de Pressão - Série R**


Tamanho do Corpo
20
30
40

Rosca		Manômetro	
01	1/8"	---	Sem Manômetro
02	1/4"	E	Manômetro
03	3/8"		
04	1/2"		

**Exemplo: R20-01E**


Descrição	R20-01E	R20-02E	R30-03E	R40-04E
Foto				
Fluido	Ar Comprimido			
Pressão de Teste	16 Bar			
Temperatura de Trabalho °C	5 ~ 60			
Pressão de Trabalho	0.5 ~ 10Bar			
Alívio	Com Mecânismo de Alívio			
Rosca	1/8"	1/4"	3/8"	1/2"
Peso kg	0.16	0.16	0.45	0.70
Acessórios	Manômetro, Porca de Montagem para Painel e Suporte de Montagem			

**Acessórios**

Manômetro			
Código	Diâmetro Visor	Escala de Pressão	Posição de Montagem
ME 28-10	Ø20mm	0 ~ 10Bar	Horizontal

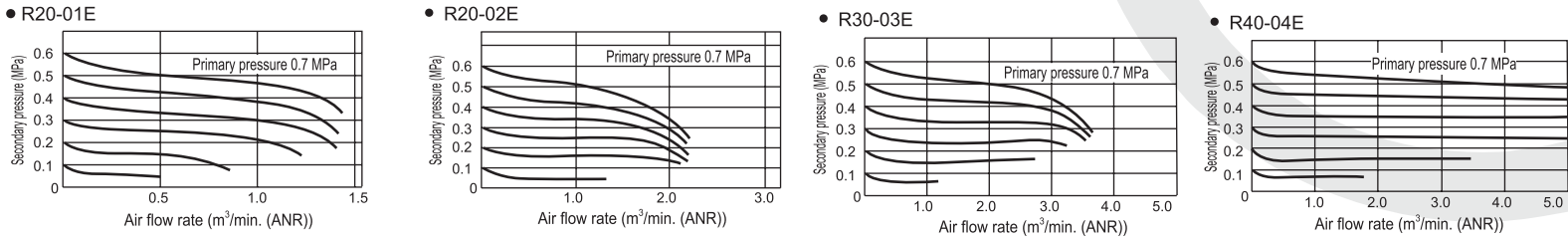


Elemento de Montagem	
Modelo	Código
R20	SR-20
R30	SR-30
R40	SR-40

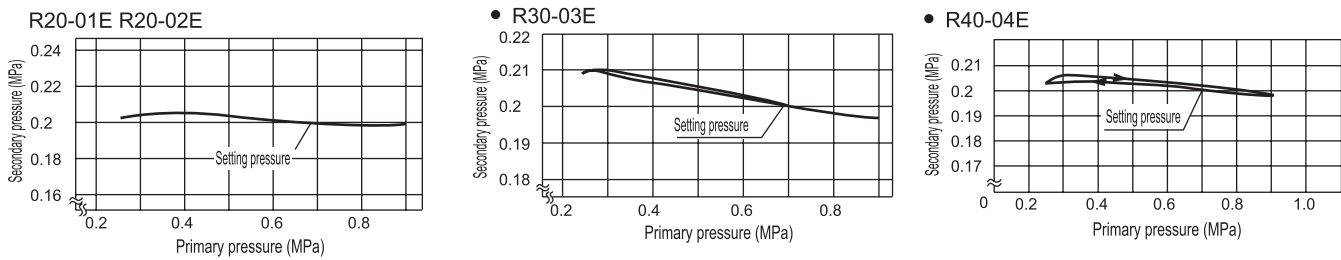


## Regulador de Pressão - Série R

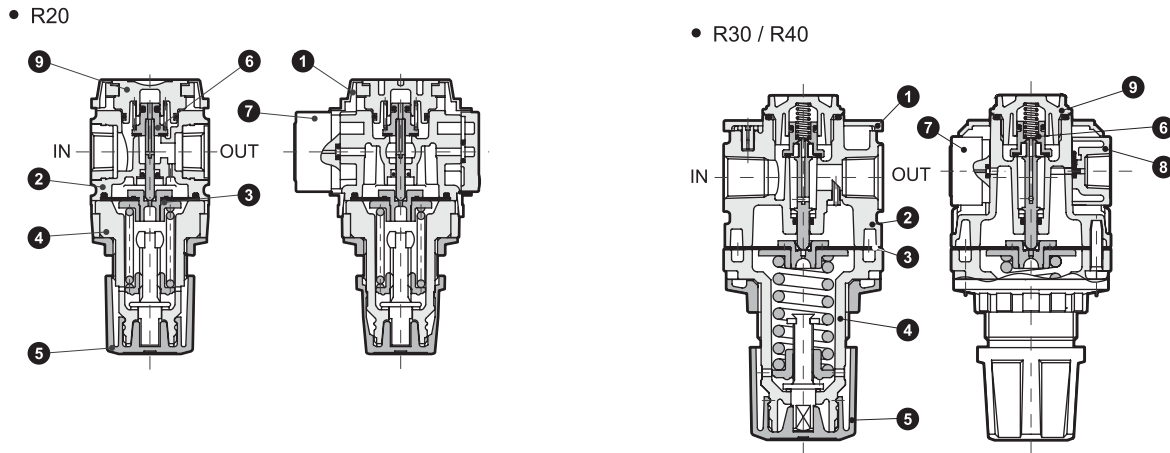
### Característica de Vazão



### Característica de Pressão




### Internal structure and parts list



No.	Parts name	Material			
		R20-01E	R20-02E	R30-03E	R40-04E
1	Plate cover	ABS resin			
2	Body	Polyamide resin, steel	Aluminum alloy die-casting	Aluminum alloy die-casting	
3	Diaphragm assembly	Polyacetal resin, nitrile rubber		Zinc alloy die-casting, nitrile rubber	
4	Cover	Polyamide resin	PBT resin		
5	Knob	Polyacetal resin			
6	Valve assembly	Brass, hydrogen nitrile rubber (polyacetal resin: R20, R30, 40)			
7	Pressure gauge assembly	PBT resin, nitrile rubber, polyacetal resin, polycarbonate resin, brass, steel			
8	Gage plug assembly	-	-	Polyamide resin, nitrile rubber, steel	
	Blanking plug assembly Note 1	PBT resin, nitrile rubber, copper		-	
9	Bottom plug Note 4	Polyacetal resin			

Note 1: A blank plug is enclosed with the R20-01E/R20-02E standard type.



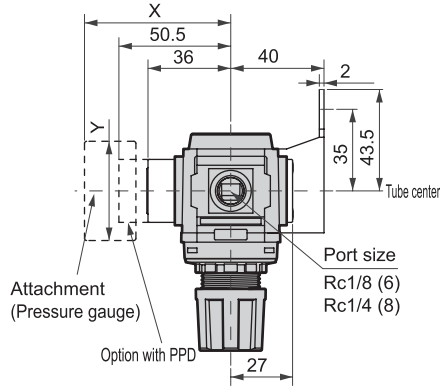
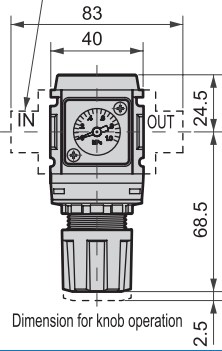
## Regulador de Pressão - Série R

### Dimensional - R20-01E / R20-02E

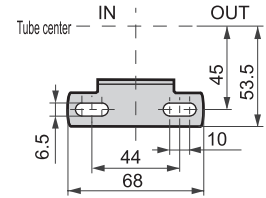
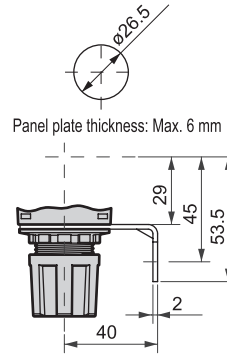
#### Dimensions

- R20-01E / R20-02E

Attachment  
A□W (piping adaptor set)



Panel cut dimension

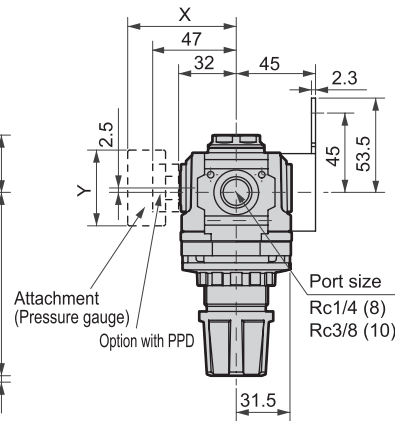
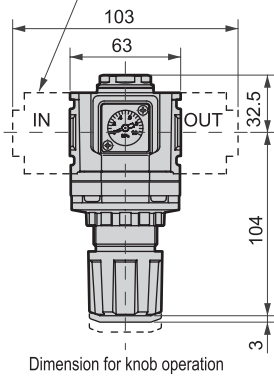


### Dimensional - R30-03E

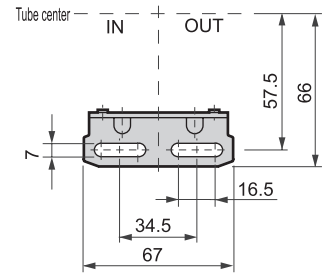
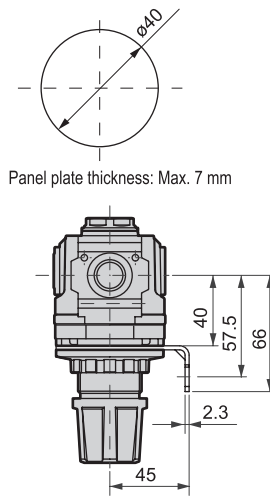
#### Dimensions

- R30-03E

Attachment  
A□W (piping adaptor set)



Panel cut dimension

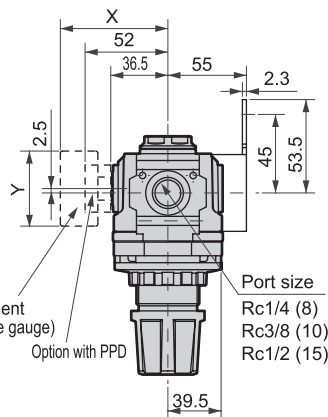
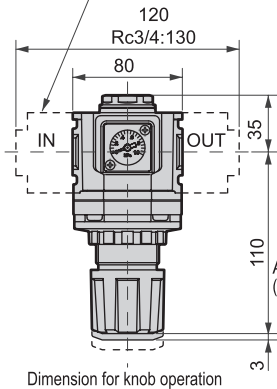


### Dimensional - R40-04E

#### Dimensions

- R40-04E

Attachment  
A□W (piping adaptor set)



Panel cut dimension

