

Conexão Metálica Engate Rápido - Série F_M

Características Técnicas		
Fluído	Ar	
Pressão	0.8 à 16 Bar	
Temperatura	-10 à 60°C	
Material	Corpo	Latão Niquelado
	Vedação	NBR (O'ring)
Rosca	BSPP	

*Anti-Corrosão e Anti-Contaminação.



Conexão Retá Macho

Código	Tubo (mm) - Rosca	Código	Tubo (mm) - Rosca
FH04M-01	4 x 1/8"	FH010M-03	10 x 3/8"
FH04M-02	4 x 1/4"	FH010M-04	10 x 1/2"
FH06M-01	6 x 1/8"	FH012M-01	12 x 1/8"
FH06M-02	6 x 1/4"	FH012M-02	12 x 1/4"
FH08M-01	8 x 1/8"	FH012M-03	12 x 3/8"
FH08M-02	8 x 1/4"	FH012M-04	12 x 1/2"
FH08M-03	8 x 3/8"	FH014M-03	14 x 3/8"
FH08M-04	8 x 1/2"	FH014M-04	14 x 1/2"
FH010M-01	10 x 1/8"	FH016M-03	16 x 3/8"
FH010M-02	10 x 1/4"	FH016M-04	16 x 1/2"

Conexão Retá Lisa Macho

Código	Tubo (mm) - Rosca	Código	Tubo (mm) - Rosca
FS04M-01	4 x 1/8"	FS10M-03	10 x 3/8"
FS04M-02	4 x 1/4"	FS10M-04	10 x 1/2"
FS06M-01	6 x 1/8"	FS12M-01	12 x 1/8"
FS06M-02	6 x 1/4"	FS12M-02	12 x 1/4"
FS08M-01	8 x 1/8"	FS12M-03	12 x 3/8"
FS08M-02	8 x 1/4"	FS12M-04	12 x 1/2"
FS08M-03	8 x 3/8"	FS14M-03	14 x 3/8"
FS08M-04	8 x 1/2"	FS14M-04	14 x 1/2"
FS10M-01	10 x 1/8"	FS16M-03	16 x 3/8"
FS10M-02	10 x 1/4"	FS16M-04	16 x 1/2"




Conexão Retá Fêmea

Código	Tubo (mm) - Rosca	Código	Tubo (mm) - Rosca
FF04M-01	4 x 1/8"	FF010M-03	10 x 3/8"
FF04M-02	4 x 1/4"	FF010M-04	10 x 1/2"
FF06M-01	6 x 1/8"	FF012M-01	12 x 1/8"
FF06M-02	6 x 1/4"	FF012M-02	12 x 1/4"
FF08M-01	8 x 1/8"	FF012M-03	12 x 3/8"
FF08M-02	8 x 1/4"	FF012M-04	12 x 1/2"
FF08M-03	8 x 3/8"	FF014M-03	14 x 3/8"
FF08M-04	8 x 1/2"	FF014M-04	14 x 1/2"
FF010M-01	10 x 1/8"	FF016M-03	16 x 3/8"
FF010M-02	10 x 1/4"	FF016M-04	16 x 1/2"

Adaptador Macho

Código	Tubo (mm) - Rosca	Código	Tubo (mm) - Rosca
FN04M-01	4 x 1/8"	FN10M-03	10 x 3/8"
FN04M-02	4 x 1/4"	FN10M-04	10 x 1/2"
FN06M-01	6 x 1/8"	FN12M-01	12 x 1/8"
FN06M-02	6 x 1/4"	FN12M-02	12 x 1/4"
FN08M-01	8 x 1/8"	FN12M-03	12 x 3/8"
FN08M-02	8 x 1/4"	FN12M-04	12 x 1/2"
FN08M-03	8 x 3/8"	FN14M-03	14 x 3/8"
FN08M-04	8 x 1/2"	FN14M-04	14 x 1/2"
FN10M-01	10 x 1/8"	FN16M-03	16 x 3/8"
FN10M-02	10 x 1/4"	FN16M-04	16 x 1/2"



Conexão Metálica Engate Rápido - Série F_M



Conexão Retá Redução

Código	Tubo (mm)
FRR06M-04	6 X 4
FRR08M-04	8 X 4
FRR08M-06	8 X 6
FRR10M-06	10 X 6
FRR10M-08	10 X 8
FRR12M-06	12 X 6
FRR12M-08	12 X 8
FRR12M-10	12 X 10



Conexão Retá União

Código	Tubo (mm)
FH04M-00	4
FH06M-00	6
FH08M-00	8
FH10M-00	10
FH12M-00	12
FH14M-00	14
FH16M-00	16



Conexão Passa-Muro

Código	Tubo (mm)
FE04M-00	4
FE06M-00	6
FE08M-00	8
FE10M-00	10
FE12M-00	12
FE14M-00	14
FE16M-00	16



Conexão Tampão

Código	Tubo (mm)
FP04M-00	4
FP06M-00	6
FP08M-00	8
FP10M-00	10
FP12M-00	12
FP14M-00	14
FP16M-00	16



Conexão Cotovelo Macho

Código	Tubo (mm) - Rosca	Código	Tubo (mm) - Rosca
FL04M-01	4 x 1/8"	FL10M-03	10 x 3/8"
FL04M-02	4 x 1/4"	FL10M-04	10 x 1/2"
FL06M-01	6 x 1/8"	FL12M-01	12 x 1/8"
FL06M-02	6 x 1/4"	FL12M-02	12 x 1/4"
FL08M-01	8 x 1/8"	FL12M-03	12 x 3/8"
FL08M-02	8 x 1/4"	FL12M-04	12 x 1/2"
FL08M-03	8 x 3/8"	FL14M-03	14 x 3/8"
FL08M-04	8 x 1/2"	FL14M-04	14 x 1/2"
FL10M-01	10 x 1/8"	FL16M-03	16 x 3/8"
FL10M-02	10 x 1/4"	FL16M-04	16 x 1/2"



Conexão Cotovelo Longo Macho

Código	Tubo (mm) - Rosca	Código	Tubo (mm) - Rosca
FLL04M-01	4 x 1/8"	FLL10M-03	10 x 3/8"
FLL04M-02	4 x 1/4"	FLL10M-04	10 x 1/2"
FLL06M-01	6 x 1/8"	FLL12M-01	12 x 1/8"
FLL06M-02	6 x 1/4"	FLL12M-02	12 x 1/4"
FLL08M-01	8 x 1/8"	FLL12M-03	12 x 3/8"
FLL08M-02	8 x 1/4"	FLL12M-04	12 x 1/2"
FLL08M-03	8 x 3/8"	FLL14M-03	14 x 3/8"
FLL08M-04	8 x 1/2"	FLL14M-04	14 x 1/2"
FLL10M-01	10 x 1/8"	FLL16M-03	16 x 3/8"
FLL10M-02	10 x 1/4"	FLL16M-04	16 x 1/2"




Conexão Cotovelo Fêmea

Código	Tubo (mm) - Rosca	Código	Tubo (mm) - Rosca
FLF04M-01	4 x 1/8"	FLF10M-03	10 x 3/8"
FLF04M-02	4 x 1/4"	FLF10M-04	10 x 1/2"
FLF06M-01	6 x 1/8"	FLF12M-01	12 x 1/8"
FLF06M-02	6 x 1/4"	FLF12M-02	12 x 1/4"
FLF08M-01	8 x 1/8"	FLF12M-03	12 x 3/8"
FLF08M-02	8 x 1/4"	FLF12M-04	12 x 1/2"
FLF08M-03	8 x 3/8"	FLF14M-03	14 x 3/8"
FLF08M-04	8 x 1/2"	FLF14M-04	14 x 1/2"
FLF10M-01	10 x 1/8"	FLF16M-03	16 x 3/8"
FLF10M-02	10 x 1/4"	FLF16M-04	16 x 1/2"

Conexão Cotovelo Tubo - Tubo

Código	Tubo (mm)
FL04M-00	4
FL06M-00	6
FL08M-00	8
FL10M-00	10
FL12M-00	12
FL14M-00	14
FL16M-00	16



Conexão Metálica Engate Rápido - Série F_M



Conexão "Y" Macho

Código	Tubo (mm) - Rosca	Código	Tubo (mm) - Rosca
FYM04M-01	4 x 1/8"	FYM10M-03	10 x 3/8"
FYM04M-02	4 x 1/4"	FYM10M-04	10 x 1/2"
FYM06M-01	6 x 1/8"	FYM12M-01	12 x 1/8"
FYM06M-02	6 x 1/4"	FYM12M-02	12 x 1/4"
FYM08M-01	8 x 1/8"	FYM12M-03	12 x 3/8"
FYM08M-02	8 x 1/4"	FYM12M-04	12 x 1/2"
FYM08M-03	8 x 3/8"	FYM14M-03	14 x 3/8"
FYM08M-04	8 x 1/2"	FYM14M-04	14 x 1/2"
FYM10M-01	10 x 1/8"	FYM16M-03	16 x 3/8"
FYM10M-02	10 x 1/4"	FYM16M-04	16 x 1/2"



Conexão "Y" Tubo - Tubo

Código	Tubo (mm)
FY04M-00	4
FY06M-00	6
FY08M-00	8
FY10M-00	10
FY12M-00	12
FY14M-00	14
FY16M-00	16



Conexão "T" Macho Central

Código	Tubo (mm) - Rosca	Código	Tubo (mm) - Rosca
FTTM04M-01	4 x 1/8"	FTTM10M-03	10 x 3/8"
FTTM04M-02	4 x 1/4"	FTTM10M-04	10 x 1/2"
FTTM06M-01	6 x 1/8"	FTTM12M-01	12 x 1/8"
FTTM06M-02	6 x 1/4"	FTTM12M-02	12 x 1/4"
FTTM08M-01	8 x 1/8"	FTTM12M-03	12 x 3/8"
FTTM08M-02	8 x 1/4"	FTTM12M-04	12 x 1/2"
FTTM08M-03	8 x 3/8"	FTTM14M-03	14 x 3/8"
FTTM08M-04	8 x 1/2"	FTTM14M-04	14 x 1/2"
FTTM10M-01	10 x 1/8"	FTTM16M-03	16 x 3/8"
FTTM10M-02	10 x 1/4"	FTTM16M-04	16 x 1/2"



Conexão "T" Macho Lateral

Código	Tubo (mm) - Rosca	Código	Tubo (mm) - Rosca
FTLM04M-01	4 x 1/8"	FTLM10M-03	10 x 3/8"
FTLM04M-02	4 x 1/4"	FTLM10M-04	10 x 1/2"
FTLM06M-01	6 x 1/8"	FTLM12M-01	12 x 1/8"
FTLM06M-02	6 x 1/4"	FTLM12M-02	12 x 1/4"
FTLM08M-01	8 x 1/8"	FTLM12M-03	12 x 3/8"
FTLM08M-02	8 x 1/4"	FTLM12M-04	12 x 1/2"
FTLM08M-03	8 x 3/8"	FTLM14M-03	14 x 3/8"
FTLM08M-04	8 x 1/2"	FTLM14M-04	14 x 1/2"
FTLM10M-01	10 x 1/8"	FTLM16M-03	16 x 3/8"
FTLM10M-02	10 x 1/4"	FTLM16M-04	16 x 1/2"



Conexão "T" Tubo - Tubo

Código	Tubo (mm)
FT04M-00	4
FT06M-00	6
FT08M-00	8
FT10M-00	10
FT12M-00	12
FT14M-00	14
FT16M-00	16




Conexão "T" Redução Tubo - Tubo

Código	Tubo (mm)
FRT04M-06	4 X 6
FRT06M-08	6 X 8
FRT08M-10	8 X 10
FRT10M-12	10 X 12
FRT12M-14	12 X 14
FRT14M-16	14 X 16



Conexão Cruzeta

Código	Tubo (mm)
FX04M-00	4
FX06M-00	6
FX08M-00	8
FX10M-00	10
FX12M-00	12
FX14M-00	14
FX16M-00	16



Conexão Metálica Engate Rápido - Série F_M



Reguladora de Fluxo Cotovelo Metálica

Código	Tubo (mm) - Rosca	Código	Tubo (mm) - Rosca
SCL04M-01	4 x 1/8"	SCL10M-03	10 x 3/8"
SCL04M-02	4 x 1/4"	SCL10M-04	10 x 1/2"
SCL06M-01	6 x 1/8"	SCL12M-01	12 x 1/8"
SCL06M-02	6 x 1/4"	SCL12M-02	12 x 1/4"
SCL08M-01	8 x 1/8"	SCL12M-03	12 x 3/8"
SCL08M-02	8 x 1/4"	SCL12M-04	12 x 1/2"
SCL08M-03	8 x 3/8"		
SCL08M-04	8 x 1/2"		
SCL10M-01	10 x 1/8"		
SCL10M-02	10 x 1/4"		



Conexão Banjo Macho - Fêmea

Código	Tubo (mm) - Rosca	Código	Tubo (mm) - Rosca
FBMF04M-01	4 x 1/8"	FBMF10M-03	10 x 3/8"
FBMF04M-02	4 x 1/4"	FBMF10M-04	10 x 1/2"
FBMF06M-01	6 x 1/8"	FBMF12M-01	12 x 1/8"
FBMF06M-02	6 x 1/4"	FBMF12M-02	12 x 1/4"
FBMF08M-01	8 x 1/8"	FBMF12M-03	12 x 3/8"
FBMF08M-02	8 x 1/4"	FBMF12M-04	12 x 1/2"
FBMF08M-03	8 x 3/8"	FBMF14M-03	14 x 3/8"
FBMF08M-04	8 x 1/2"	FBMF14M-04	14 x 1/2"
FBMF10M-01	10 x 1/8"	FBMF16M-03	16 x 3/8"
FBMF10M-02	10 x 1/4"	FBMF16M-04	16 x 1/2"



Conexão Banjo Macho

Código	Tubo (mm) - Rosca	Código	Tubo (mm) - Rosca
FB04M-01	4 x 1/8"	FB10M-03	10 x 3/8"
FB04M-02	4 x 1/4"	FB10M-04	10 x 1/2"
FB06M-01	6 x 1/8"	FB12M-01	12 x 1/8"
FB06M-02	6 x 1/4"	FB12M-02	12 x 1/4"
FB08M-01	8 x 1/8"	FB12M-03	12 x 3/8"
FB08M-02	8 x 1/4"	FB12M-04	12 x 1/2"
FB08M-03	8 x 3/8"	FB14M-03	14 x 3/8"
FB08M-04	8 x 1/2"	FB14M-04	14 x 1/2"
FB10M-01	10 x 1/8"	FB16M-03	16 x 3/8"
FB10M-02	10 x 1/4"	FB16M-04	16 x 1/2"



Conexão Banjo Duplo Macho

Código	Tubo (mm) - Rosca	Código	Tubo (mm) - Rosca
FDB04M-01	4 x 1/8"	FDB10M-03	10 x 3/8"
FDB04M-02	4 x 1/4"	FDB10M-04	10 x 1/2"
FDB06M-01	6 x 1/8"	FDB12M-01	12 x 1/8"
FDB06M-02	6 x 1/4"	FDB12M-02	12 x 1/4"
FDB08M-01	8 x 1/8"	FDB12M-03	12 x 3/8"
FDB08M-02	8 x 1/4"	FDB12M-04	12 x 1/2"
FDB08M-03	8 x 3/8"	FDB14M-03	14 x 3/8"
FDB08M-04	8 x 1/2"	FDB14M-04	14 x 1/2"
FDB10M-01	10 x 1/8"	FDB16M-03	16 x 3/8"
FDB10M-02	10 x 1/4"	FDB16M-04	16 x 1/2"



Conexão Banjo Triplo Macho

Código	Tubo (mm) - Rosca	Código	Tubo (mm) - Rosca
FTB04M-01	4 x 1/8"	FTB10M-03	10 x 3/8"
FTB04M-02	4 x 1/4"	FTB10M-04	10 x 1/2"
FTB06M-01	6 x 1/8"	FTB12M-01	12 x 1/8"
FTB06M-02	6 x 1/4"	FTB12M-02	12 x 1/4"
FTB08M-01	8 x 1/8"	FTB12M-03	12 x 3/8"
FTB08M-02	8 x 1/4"	FTB12M-04	12 x 1/2"
FTB08M-03	8 x 3/8"	FTB14M-03	14 x 3/8"
FTB08M-04	8 x 1/2"	FTB14M-04	14 x 1/2"
FTB10M-01	10 x 1/8"	FTB16M-03	16 x 3/8"
FTB10M-02	10 x 1/4"	FTB16M-04	16 x 1/2"



Conexão Banjo "T" Macho

Código	Tubo (mm) - Rosca	Código	Tubo (mm) - Rosca
FBT04M-01	4 x 1/8"	FBT10M-03	10 x 3/8"
FBT04M-02	4 x 1/4"	FBT10M-04	10 x 1/2"
FBT06M-01	6 x 1/8"	FBT12M-01	12 x 1/8"
FBT06M-02	6 x 1/4"	FBT12M-02	12 x 1/4"
FBT08M-01	8 x 1/8"	FBT12M-03	12 x 3/8"
FBT08M-02	8 x 1/4"	FBT12M-04	12 x 1/2"
FBT08M-03	8 x 3/8"	FBT14M-03	14 x 3/8"
FBT08M-04	8 x 1/2"	FBT14M-04	14 x 1/2"
FBT10M-01	10 x 1/8"	FBT16M-03	16 x 3/8"
FBT10M-02	10 x 1/4"	FBT16M-04	16 x 1/2"

